

MAYOR'S STATE OF THE CITY

MARCH 2, 2016



AGENDA

- Accomplishments
 - Budget
 - General Plan
 - Water
- Challenges
 - Water
 - Infrastructure
 - Public Safety Staffing
 - General Fund Budget
- Looking Forward



ACCOMPLISHMENTS

- City Hall Drought Resistant Landscape Project
- New Integrated Library System
- Completed Library Facility Condition Assessment



ACCOMPLISHMENTS



- New Website - Gold Award Recipient from W3 Awards in the category of Government Websites
- Installed suggestion / question boxes at all City facilities

ACCOMPLISHMENTS - BUDGET

- Exceptional Budget Educational Series
- Budget Town Hall Meeting
- Commissioned Citizen Committees for Revenues, Police Services, and Library Services



ACCOMPLISHMENTS – GENERAL PLAN



- Adoption of General Plan Update and Final EIR
- Amended development standards in the R-I Single-Family Zone
- Adopted the demolition ordinance

ACCOMPLISHMENTS – HISTORIC DESIGNATION




354 N. Canon (Knott-Klemme Residence - c.1914)

ACCOMPLISHMENTS – HISTORIC DESIGNATION



186 W. Highland (Former First Church of Christ Scientist – c. 1921)

ACCOMPLISHMENTS – HISTORIC DESIGNATION



101 W. Bonita (The Webster House – c.1906)

ACCOMPLISHMENTS - WATER

- Back on the Well
 - Percolating as fast as the water is coming in
 - Increased Water Quality - all but eliminated water discoloration citywide
 - Reduction in Water Leaks



CHALLENGES – WATER LEAKS

Fiscal Year	Number of Leaks
2012-2013	49
2013-2014	33
2014-2015	65
2015-2016 July – Dec	260 (avg. 43 per month)
2015-2016 Jan - February	30



CHALLENGES - WATER



- Water Distribution System
 - Comprised of 328 one-block segments, totaling 2,314,100 liner feet – 104 segments constructed prior to 1940
 - 7 of the top worst mains (6% of those pre-1940) are budgeted to be fixed this year

CHALLENGES - WATER



- Water Supply
 - Imported water is being used for groundwater recharge – costly
 - LA County building the Santa Anita Headworks/Diversion Structure late 2016
 - Potentially combine efforts with Arcadia

CHALLENGES – WATER CONSERVATION



Sierra Madre's State Mandated Conservation Rate is 32%

- January's conservation was only 8.3%
- February's conservation was 17.99%

CHALLENGES - INFRASTRUCTURE

- Storm Drain / NPDES
- National Pollutant Discharge Elimination System
 - Addresses water pollution by regulating point sources that discharge pollutants to waters




CHALLENGES - INFRASTRUCTURE



- Streets
- C- Rating
- Pavement damage due to water system leaks & repairs, and normal wear & tear
- Two major street repair projects this year:
 - Skyland Dr, Idle Hour Ln & portion of Canyon Crest
 - W. Grandview, Michillinda Ave to Jameson Court

CHALLENGES - INFRASTRUCTURE

- Trees
- City has approximately 5,200 trees in City parks, properties and parkways
- City works to trim its trees on a rotating five year plan



CHALLENGES - INFRASTRUCTURE



- Sidewalks
 - \$23,000 in Capital Funding to replace 2,600 linear feet of damaged sidewalks
 - Replacements prioritized in the 2015 Sidewalk Master Plan and include the sidewalk on Highland Avenue

CHALLENGES - PUBLIC SAFETY STAFFING

- Police Department down 50% staff
- Cannot hire quick enough to fill vacancies
- Contracting with Los Angeles County Sheriff's Department for nighttime patrol, while recruit new officers, likely take a year

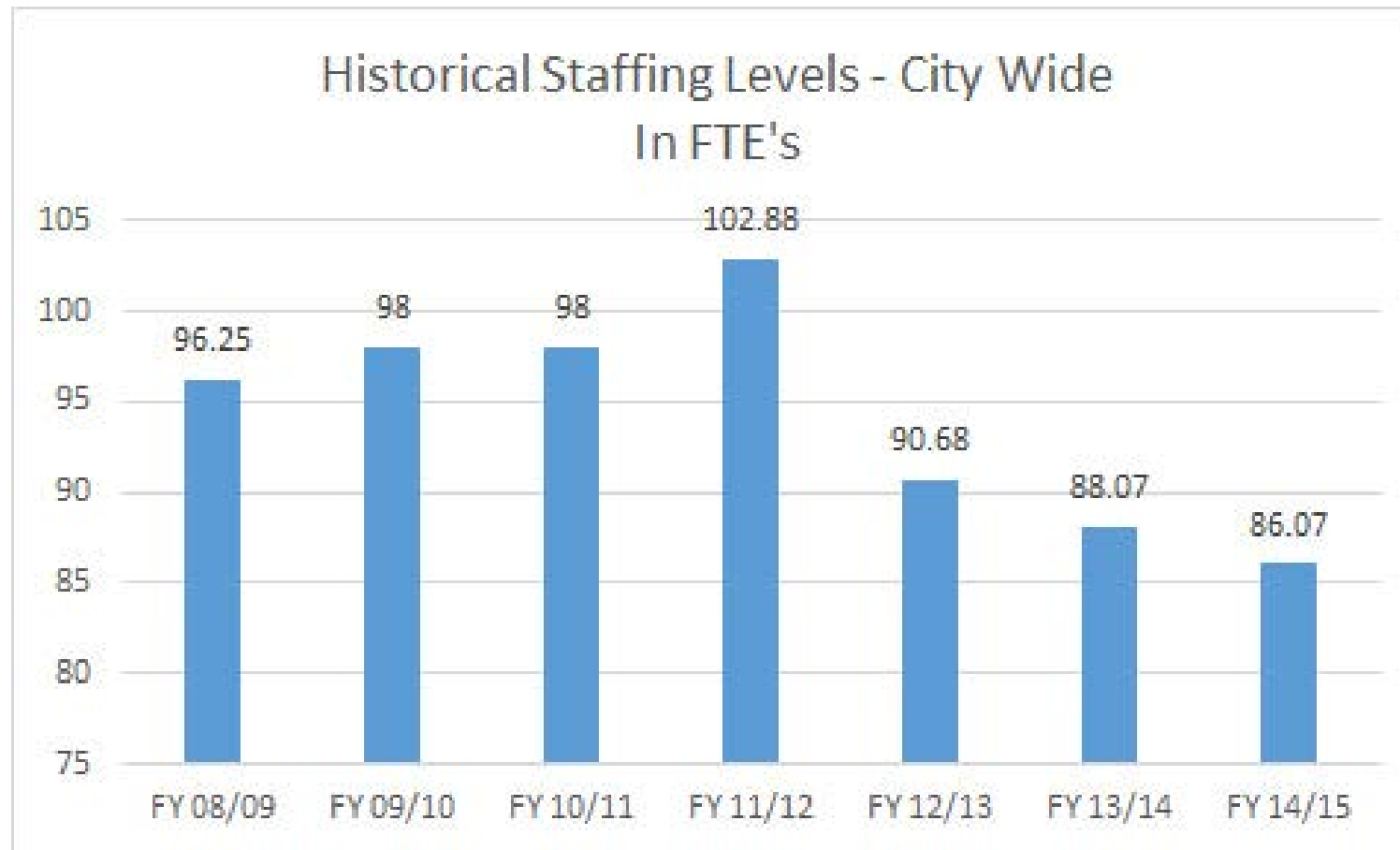


CHALLENGES – PUBLIC SAFETY STAFFING



- Struggling with the staffing model in the Fire Department
 - Limited volunteers
 - Applying for grant to hire three full-time Fire Engineers
- High turnover in all Departments

CHALLENGES - STAFFING



GENERAL FUND BUDGET

- FY2014-2015 Comprehensive Annual Financial Report
- \$478,000 Savings in last year's Police Budget due to
 - Vacancies - \$320,000
 - Prefunding OPEB - \$55,000
 - Parking ticket transfers - \$53,000
 - Grants - \$50,000
- With a 10% UUT Rate

	Final Budget	Actual	Variance
Revenues:			
Property taxes	\$ 5,222,850	\$ 5,082,813	\$ (140,037)
Other taxes	3,113,595	3,170,560	56,965
Charges for services	187,345	212,175	24,830
Intergovernmental	5,856	6,511	655
Licenses and permits	396,097	408,778	12,681
Fines and forfeitures	237,399	223,072	(14,327)
Investment income	10,073	1,114	(8,959)
Miscellaneous	205,022	111,533	(93,489)
Total revenues	9,378,237	9,216,556	(161,681)
Expenditures:			
General government:			
Administrative Services	1,573,229	1,518,900	54,329
Elected and Appointed	109,523	86,429	23,094
Total general government	1,682,752	1,605,329	77,423
Public safety:			
Police	3,865,108	3,387,335	477,773
Fire	1,046,282	1,048,870	(2,588)
Total public safety	4,911,390	4,436,205	475,185
Public works	476,447	509,413	(32,966)
Culture and recreation:			
Community Services	202,323	199,135	3,188
Library Services	781,080	737,833	43,247
Total culture and recreation	983,403	936,968	46,435
Total expenditures	8,053,992	7,487,915	566,077
Excess (deficiency) of revenues over (under) expenditures	1,324,245	1,728,641	404,396
Transfers in(out)	(799,412)	(720,307)	79,105
Net change to fund balance	524,833	1,008,334	483,501

CHALLENGES – GENERAL FUND BUDGET

- The current UUT rate is 8%
- From July 2009 - June 2015 the UUT was 10%
- Measure UUT on the April 12th ballot proposes to increase the UUT to 10%



CHALLENGES – GENERAL FUND BUDGET

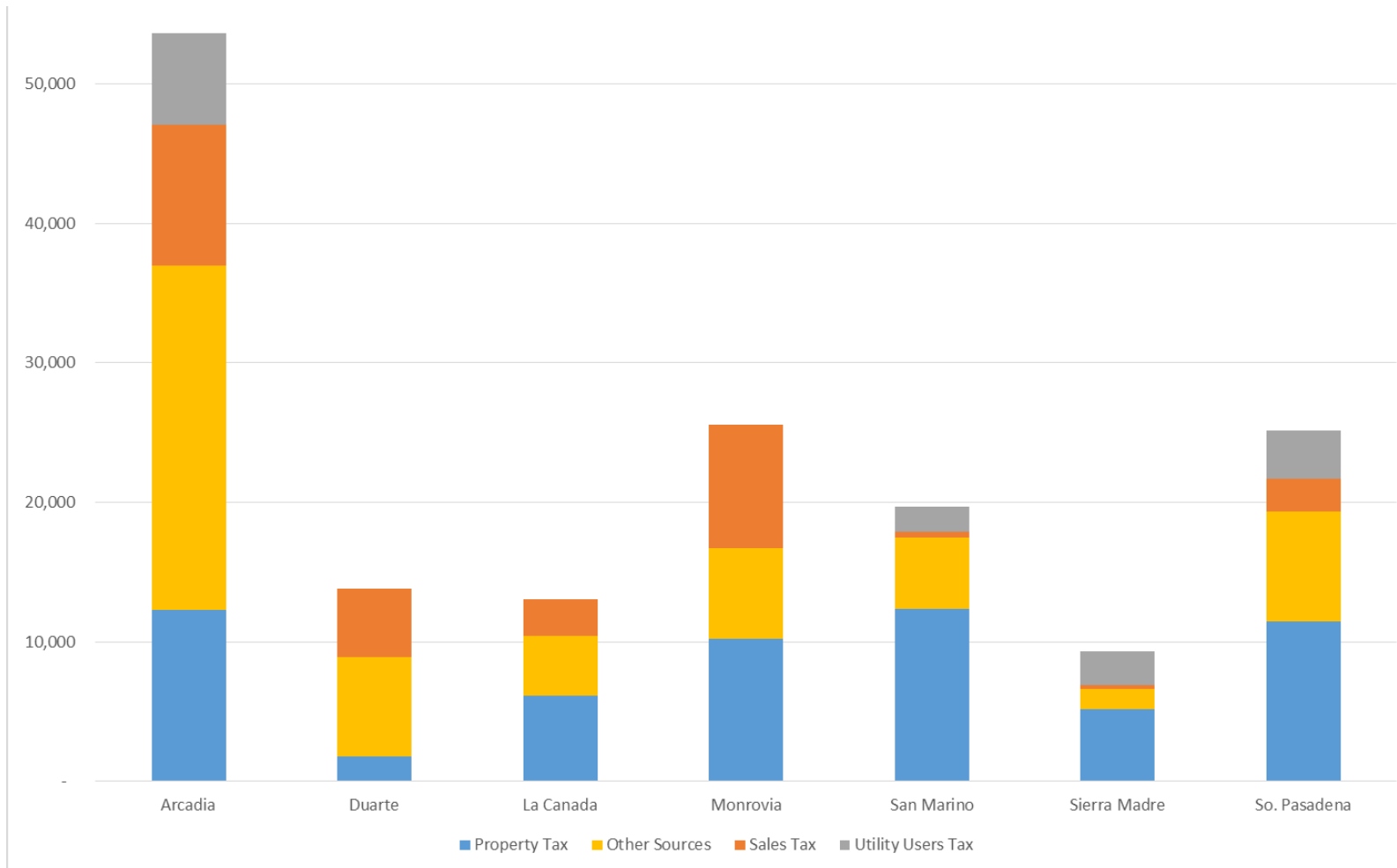
Utility	Sample Monthly Bill	6% UUT	8% UUT	10% UUT
Phone	\$ 120	\$ 7.20	\$ 9.60	\$ 12.00
Electricity	\$ 150	\$ 9.00	\$ 12.00	\$ 15.00
Natural Gas	\$ 45	\$ 2.70	\$ 3.60	\$ 4.50
Water	\$ 61	\$ 3.66	\$ 4.88	\$ 6.10
Sewer	\$ 30	\$ 1.80	\$ 2.40	\$ 3.00
CATV	\$ 56	\$ 3.36	\$ 4.48	\$ 5.60
Refuse	\$ 27	\$ 1.62	\$ 2.16	\$ 2.70
<i>Total</i>	\$ 489	\$ 29.34	\$ 39.12	\$ 48.90
Average change per household per 2% of UUT			\$ 9.78	

CHALLENGES – GENERAL FUND BUDGET

- UUT declined to 8% on July 1, 2015
- After making some cuts, balanced the current Fiscal Year Budget using reserves
- The current year's deficit is \$530,000 and is expected to increase to \$994,000 next fiscal year.

General Fund	FY 2015-2016 Adopted
Revenues	\$9,032,754
Expenditures	\$9,562,281
Deficit	(\$529,527)

GENERAL FUND – SOURCES OF REVENUE



Other Sources Include:

- Transit Occupancy (Hotel) Tax
- Franchise Fees
- Charges for Service/Property
- Licenses and Permits
- Business Licenses
- Fines & Forfeitures
- Interest Earnings
- From Other Agencies
- Misc & Other Taxes
- Transfers In

CHALLENGES – GENERAL FUND BUDGET

Budget Workshop

Saturday, March 5

10am – 12noon

Fire Station

www.cityofsierramadre.com/uut



LOOKING FORWARD

